




Take Flexbene With You Wherever You Go!

Add Flexbene to your Home Screen!

Send us your reimbursement claims directly from your phone while on the go....

**Step 1:** Tap the Safari Internet icon on your iPhone to open your Internet Browser & go to WWW.FLEXBENE.COM

**Step 2:** Click "SUBMIT A CLAIM NOW"

**Step 3:** Tap the  icon on the bottom of your screen.

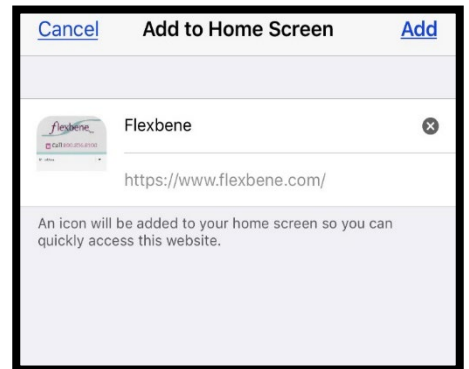
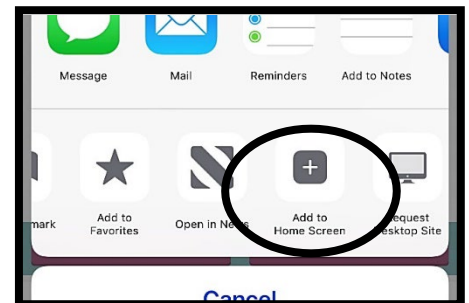
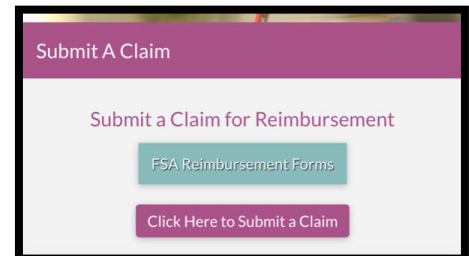
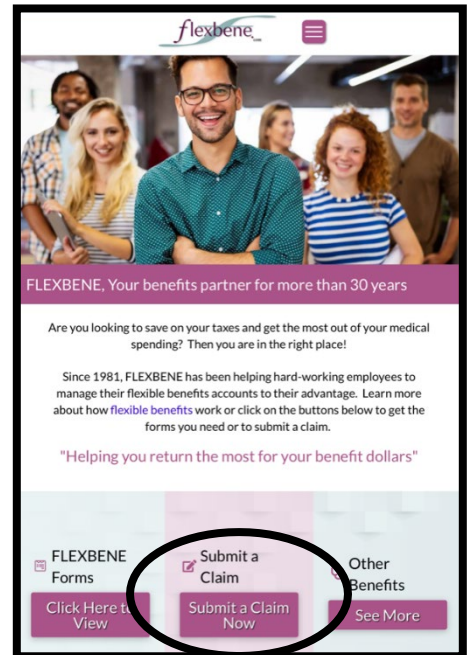
**Step 4:** Swipe left to locate the "Add to Home Screen" button.

**Step 5:** Type a new name for the shortcut.(i.e. Flexbene), tap Add.

**Step 6:** The shortcut will now be on your Home Screen located at the next available space on your screen for an app/shortcut to be placed. Move it to your chosen folder!

You may use this process for any of the Flexbene forms.

These links will not expire so you can use them every year you participate with Flexbene!



Contact Flexbene with any questions!

800-836-8100

